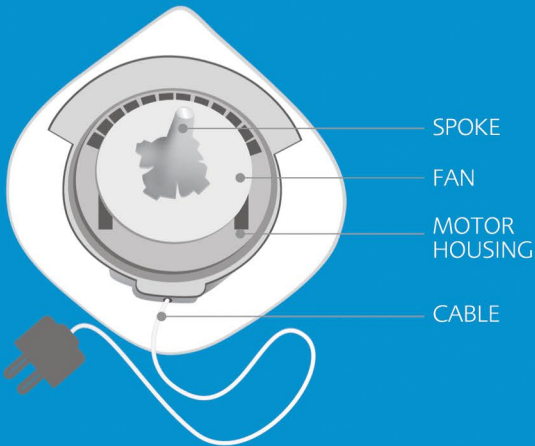
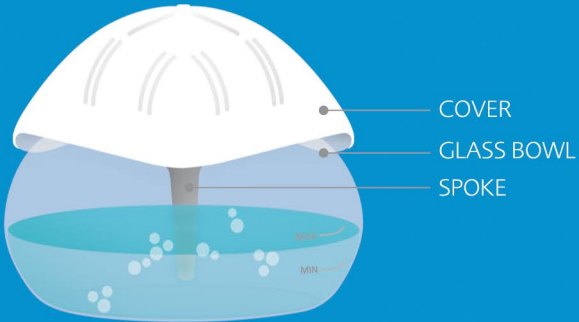


Goodsphere

the original
aromatherapeutic
pure air system

Product Specifications.



Your Premier UK Stockist for
Goodsphere Air Purifiers, Essences
and Accessories

www.CleanTheAir.co.uk

Getting started

Water Level & Essence Usage.



1

Fill the glass bowl with tap water* to the "MAX" water level mark.

* water should be neither cold nor hot for optimal effect



2

Add Goodsphere Essence to your desire every time you refill the bowl with water

Recommended dosage:

Goodsphere Classic / Deluxe range
- approx. 5ml (up to 1 cap full) or more

Goodsphere Swiss Premium Essence
- approx. 10 drops or more



3

The optimal amount of Essence to use varies, depending on room or surrounding conditions (for example, if there is odour presence, or room size is big) or individual preference.



4

For best results, change the water every day, or whenever it reaches the "MIN" mark, to ensure optimal functionality of your Goodsphere system.

Cleaning & maintenance

Bowl cleaning.



- 1 Rinse the glass bowl well with tap water every time the water is changed to remove any oil and lime scale residues on the bowl.

Handle carefully to avoid cracking the bowl.

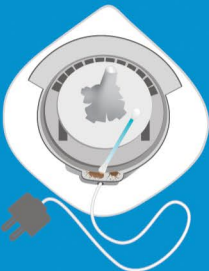
Motor housing cleaning.



- 1 Use a damp cloth to wipe the surface of the fan and motor housing once a week, to remove all residues (including dirt that accumulates from regular use).

Avoid using abrasive detergents or scourers.

Make sure no water gets inside the motor.



- 2 Use a cotton bud to clean the area where the plug lead enters the motor housing to remove build up and blockages, as well as ensure smooth air intake and optimal functionality.

Cleaning & maintenance

Spoke cleaning.



1

Clean the spoke once a week for optimal system functionality.

Remove the spoke by turning it anti-clockwise until loose.



2

Wash under tap water and use a cotton bud to clean and remove the build up and blockages inside the spoke.


Clean to ensure water passes through the spoke easily.



3

Replace the spoke after cleaning: insert into the designed crevices on the cover and turn clockwise till you hear a "click".

If the spoke is not replaced properly, there may be increased noise and added vibrations when the Goodsphere system is in use.



4

Regular cleaning and maintenance ensures optimal system functionality. Your Goodsphere aromatherapeutic pure air system is ready to use again!